




Editing content versions - Page mode

Overview
<p>You can view and edit any previously created version of a Content item.</p>
16.04 OR LATER
<p>eZ Studio tracks every time when you save a Content item you are working on. You can later, at any time, view a list of all previous versions of a Content item and view or edit any of them.</p>

In this topic
<ul style="list-style-type: none">Viewing or editing a previous version

Related topics
Page mode interface

Viewing or editing a previous version

To view or edit an existing version of a Content item:
<ol style="list-style-type: none">Go to the Page mode and open a Content item you would like to view.In the Studio toolbar, click the Versions button:  <p>A window appears with a list of all versions that the current Content item has.</p> <ol style="list-style-type: none">Hover over the versions you want to see and click the view  or edit  button.