

# eZ Studio 15.12.1 Release notes

## Table of contents:

- Changes since 15.12
  - Summary of changes
  - Full list of improvements
  - Full list of bugfixes
- Upgrading a 15.12 Studio project

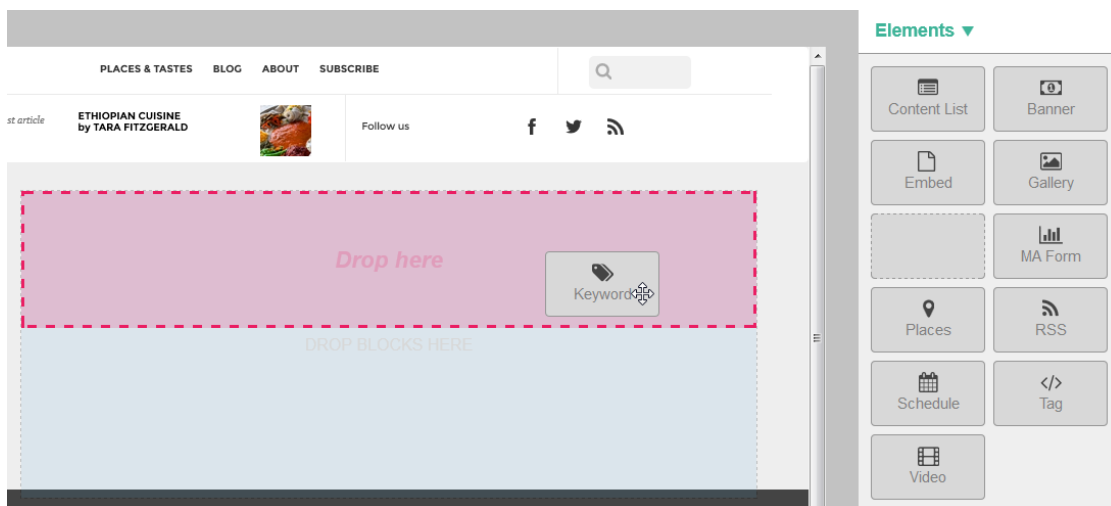
The first sub-release of eZ Studio 15.12 is available as of February 2nd.

For the release notes of the corresponding (*and included*) eZ Platform sub-release, see [eZ Platform 15.12.1 Release Notes](#).

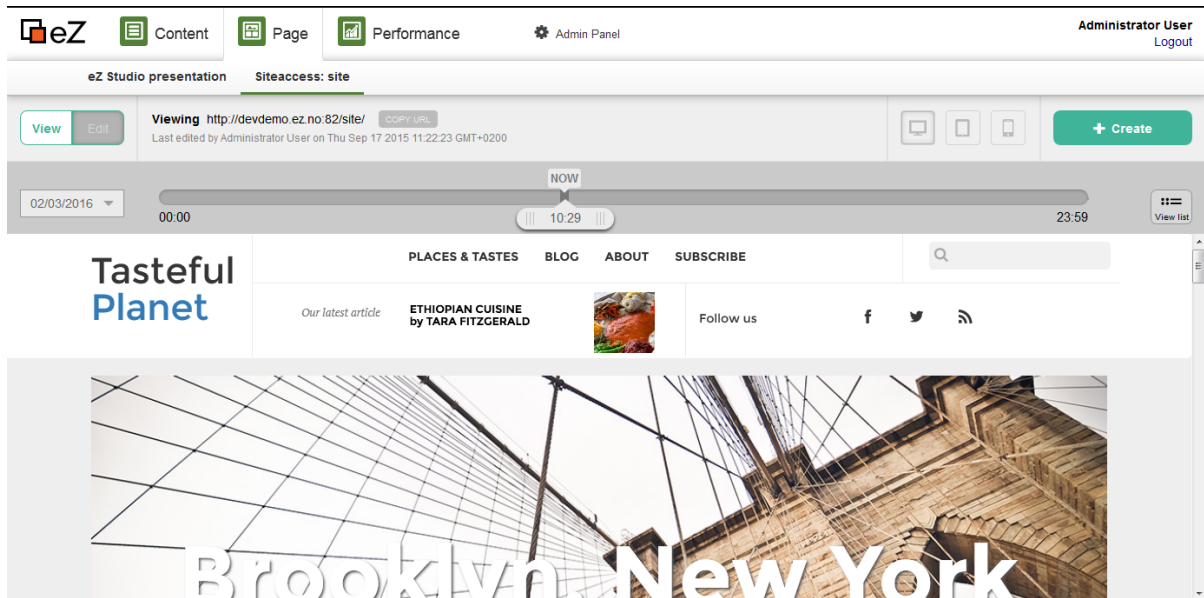
## Changes since 15.12

### Summary of changes

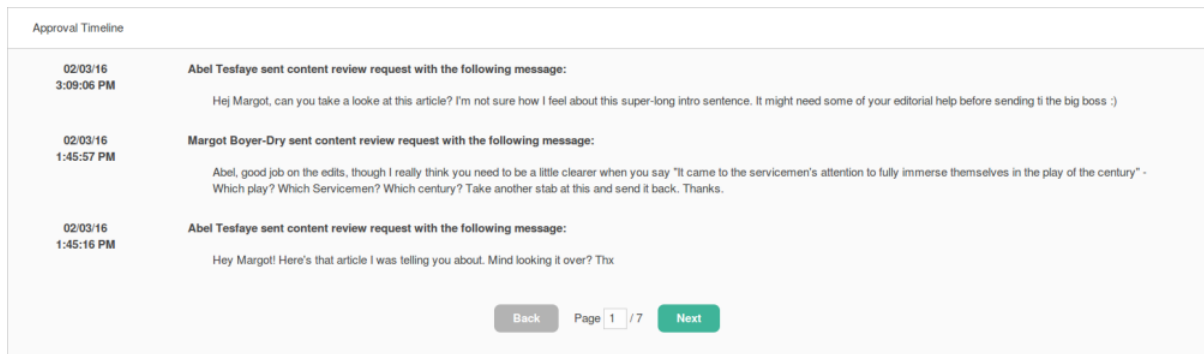
- Enhanced Landing Page drag-and-drop interactions, including a better visualization of dropping blocks onto the page:



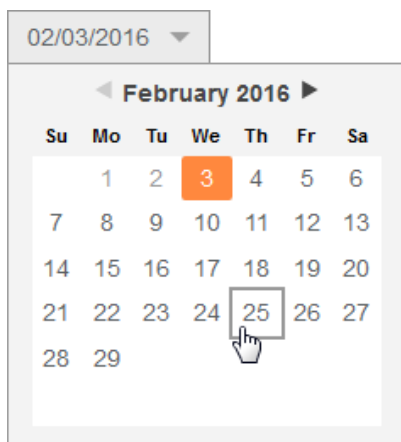
- Timeline toolbar now covers all changes in all Schedule Blocks on a given Landing Page.
- Timeline toolbar is now also available in View mode on Landing Pages:



- Added an Approval Timeline which lists all review requests for a given Content item:

























- Modified template of the notification email sent to reviewers from Flex Workflow.
- Minor UI improvements (including: updated icons, labels, date picker and others):











- Added notification when copying a URL.
- Numerous bug fixes.

## Full list of improvements

Key	Summary	T
EZS-509	Get information about content workflow status and messages history from backend	
EZS-508	Schedule block: when removing content from the future the content is not moved to the history	
EZS-506	As a user, I want to see approval timeline in content editor mode	
EZS-500	The timeline should display all future changes from all the schedule blocks at once	
EZS-499	Add the timeline to the Page view	
EZS-498	Show a dashed frame when dragging over valid target area	
EZS-497	Change Schedule block's Delete label	
EZS-496	Change Schedule block's Settings label	
EZS-494	Datepicker add animation and CSS changes	
EZS-493	When clicking on Copy URL user gets a notification that confirms the action done	
EZS-487	Draggable interaction - show dashed frame in place of selected element	
EZS-486	Refine dragging interaction with elements	
EZS-485	Change cursor to show that an element is draggable	
EZS-451	When switching from Page to Content I'm not redirected to a correct page in PlatformUI	
EZS-450	Replace Slot Icon and label	
EZS-449	Change the page title	
EZS-412	Update Flex Workflow email template	
EZS-402	Dynamic Landing page, define width & height for resizable Page Description input box	
EZS-392	Moving blocks on landing pages is tricky	
EZS-373	As a User, I want to be able to access the Scheduled Block toolbar at all times	
EZS-326	As an editor I would like to see the now time indicator in the timeline when scheduling content inside a schedule block	
EZS-185	As an editor I would like to see overflow block select field hidden when overflow is turned off	

22 issues

## Full list of bugfixes

Key	Summary	T
EZS-521	The preview height is incorrect	
EZS-518	On Publish action page is reloaded twice	
EZS-505	When navigating in the Page mode the URL in the browser address bar is not updating	
EZS-490	Getting error when opening landing page editor	
EZS-475	ContentTypes to be displayed change is not stored after publish	
EZS-459	Block not found exception on publish after adding extra block	
EZS-458	"button.removeTarget is not a function" error on logout	
EZS-444	Blocks are not rendered in the correct order when opening a landing page in	

the editor

EZS-442	[IE11] The filled slots number is displayed incorrectly	<input type="checkbox"/>
EZS-441	Scroll in editing Landing Page on IE don't work, on FF works slowly	<input type="checkbox"/>
EZS-411	Flex workflow not working when receiving notification	<input type="checkbox"/>
EZS-406	Landing Page editing is blocked when page does not have any blocks (empty zones)	<input type="checkbox"/>
EZS-403	Embed block preview layout position	<input type="checkbox"/>
EZS-398	[IE] Schedule block Timeline colour rendering is broken	<input type="checkbox"/>
EZS-397	[IE] Content List & Keyword block empty field validation always fails	<input type="checkbox"/>
EZS-396	[IE] Landing Page zones layout is broken	<input type="checkbox"/>
EZS-394	[IE] Basics section layout is broken	<input type="checkbox"/>
EZS-393	I can't select the block that I just added to my page	<input type="checkbox"/>
EZS-391	Adding a gallery block to a new landing page breaks the layout view	<input type="checkbox"/>
EZS-312	Cogwheel stuck when creating "Landing Page"	<input type="checkbox"/>
EZP-25291	No `languageCode` is set when creating a new content after canceling previous new content creation	<input type="checkbox"/>

21 issues

## Upgrading a 15.12 Studio project

You can easily upgrade your existing Studio project in version 15.12 (1.0) using Composer.

Start from the project root. First, create a new branch from:

- your master project branch, or
- the branch you are upgrading on:

### From your master branch

```
git checkout -b upgrade-1.1.0
```

In case of different localization of the sources, add `ezsystems/ezstudio` as an upstream remote:

### From the upgrade-1.1.0 branch

```
git remote add ezstudio http://github.com/ezsystems/ezstudio.git
```

Then pull the tag into your branch:

### From the upgrade-1.1.0 branch

```
git pull ezstudio v1.1.0
```

You will get conflicts, and it is perfectly normal. The most common ones will be on `composer.json` and `composer.lock`.

If you get a **lot** of conflicts (on the `doc` folder for instance), and eZ Platform was installed from the [share.ez.no](https://share.ez.no) tarball, it might be because of incomplete history. You will have to run `git fetch ezstudio --unshallow` to load the full history, and run the merge again.

The latter can be ignored, as it will be regenerated when we execute `composer update` later. The easiest way is to checkout the version from the tag, and add it to the changes:

### From the upgrade-1.1.0 branch

```
git checkout --theirs composer.lock && git add composer.lock
```

## Merging `composer.json`

### Manual merging

Conflicts in `composer.json` need to be fixed manually. If you're not familiar with the diff output, you may checkout the tag's version, and inspect the changes. It should be readable for most:

### From the upgrade-1.1.0 branch

```
git checkout --theirs composer.json && git diff composer.json
```

You should see what was changed, as compared to your own version, in the diff output. The 1.1.0 tag changes the requirements for all of the `eZsystems/` packages. Those should be left untouched. All of the other changes should be removals of your project's additions. You can use `git checkout -p` to selectively cancel those changes:

```
git checkout -p composer.json
```

Answer `no` (do not discard) to the requirement changes of `eZsystems` dependencies, and `yes` (discard) to removals of your changes.

### Using `composer require`

You may also checkout your own `composer.json`, and run the following commands to update the `eZsystems` packages requirements from v1.0.x to v1.1.0:

```
git checkout --ours composer.json
composer require --no-update "ezsystems/ezpublish-kernel:~6.1.0"
composer require --no-update "ezsystems/platform-ui-bundle:~1.1.0"
composer require --no-update "ezsystems/studio-ui-bundle:~1.1.0"
composer require --no-update "ezsystems/ezstudio-demo-bundle:~1.1.0"
composer require --no-update "ezsystems/landing-page-fieldtype-bundle:~1.1.0"
composer require --no-update "ezsystems/flex-workflow:~1.1.0"
composer require --dev --no-update "ezsystems/behatbundle:~6.1.0"

# PHP requirement is now 5.5+, and 7.0 is now supported for dev use (see top of this
page for requirements link)
composer require --no-update "php:~5.5|~7.0"

# As there are some bugs with Symfony 2.8, make sure to pull in Symfony 2.7 LTS
updates
composer require --no-update "symfony/symfony:~2.7.0"

# This command will remove platform.php: "5.4.4" as php 5.4 is no longer supported
composer config --unset platform.php
```

## Fixing other conflicts (if any)

Depending on the local changes you have done, you may get other conflicts: configuration files, kernel...

There shouldn't be many, and you should be able to figure out which value is the right one for all of them:

- Edit the file, and identify the conflicting changes. If a setting you have modified has also been changed by us, you should be able to figure out which value is the right one.
- Run `git add conflicting-file` to add the changes

## Updating composer.lock

At this point, you should have a `composer.json` file with the correct requirements. Run `composer update` to update the dependencies.

```
composer update --with-dependencies ezsystems/ezpublish-kernel
ezsystems/platform-ui-bundle ezsystems/repository-forms ezsystems/studio-ui-bundle
ezsystems/ezstudio-demo-bundle ezsystems/landing-page-fieldtype-bundle
ezsystems/flex-workflow
```

In order to restrict the possibility of unforeseen updates of 3rd party packages, we recommend by default that `composer update` is restricted to the list of packages we have tested the update for. You may remove this restriction, but be aware that you might get a package combination we have not tested.

### On PHP conflict

Because from this release onwards eZ Platform is compatible only with PHP 5.5 and higher, the update command above will fail if you use an older PHP version. Please update PHP to proceed.

## Commit, test and merge

Once all the conflicts have been resolved, and `composer.lock` updated, the merge can be committed. Note that you may or may not keep `composer.lock`, depending on your version management workflow. If you do not wish to keep it, run `git reset HEAD <file>` to remove it from the changes. Run `git commit`, and adapt the message if necessary. You can now test the project, run integration tests... once the upgrade has been approved, go back to `master`, and merge the `upgrade-1.1.0` branch:

```
git checkout master  
git merge upgrade-1.1.0
```