




# Content List Block

Overview
<p>Content List Block allows you to display a list of Content of a selected Type.</p>
<p>The Content List Block displays Content items of a chosen Content Type (or Types) that is contained in a folder. The layout of the Content items can be defined using templates.</p>

Related topics
<a href="#">Adding blocks to Landing Page</a>

## Available Content List settings

Option	Description
 <p><b>Name</b></p>	Enter the Content List Block name.
 <p><b>Parent</b></p>	Use the Universal Discovery Widget to select a folder.

 <p><b>Limit</b></p>	<p>Enter the maximum number of Content items which will be displayed.</p>
 <p><b>Content Types to be displayed</b></p>	<p>Select Content Type(s) from the list.</p>

### Content List Block - Contentlist ✕

**1** Name

**2**

Content name: Places & Tastes  
 Content ID: 94  
 Language: eng-GB  
 Published: Fri Oct 02 2015 23:20:44 GMT+0200  
 Modified: Fri Oct 02 2015 23:20:44 GMT+0200

**3** Limit\*

**4** ContentTypes to be displayed\*

- Article
- Blog Post
- Place

*Content list configuration window*

**Tip**  
 When you select a folder, the information about the folder will be shown in this window.

