

eZ Studio 2016.04 Release notes

- [Quick links](#)
- [Changes since 2016.02](#)
 - [Summary of changes](#)
 - [Full list of improvements](#)
 - [Full list of bugfixes](#)
- [Updating](#)

The 2016.04 release of eZ Studio is available as of 28 April 2016.

The semantic version of this release is v1.3.0.

For the release notes of the corresponding (*and included*) eZ Platform release, see [eZ Platform 2016.04 Release Notes](#)

Quick links

- [Installation instructions](#)
- [Requirements](#)
- [Download:](#)
 - As Customer with eZ Enterprise subscription: <https://support.ez.no/Downloads> (*BUL License*)
 - As Partner with Test & Trial software access: <https://support.ez.no/Downloads> (*TTL License*)
 - If none of the above, request a demo instance: <http://ez.no/Forms/HTML-forms/Discover-eZ-Studio>

Changes since 2016.02

Summary of changes



- Included a mechanism for migrating legacy Flow content to eZ Studio Landing Pages. See [Migrating legacy Page field \(ezflow\) to eZ Studio Landing Page](#).
- You can now preview and edit previous versions of content in Page mode.

In Page mode a new Versions button is available in the Studio toolbar. Click it to view a list of all versions of the current Content item.



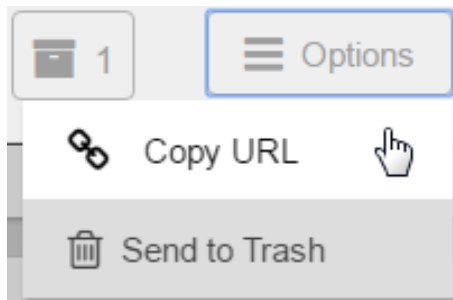
When you point to a Content item in the list, two icons appear. You can choose to view a selected version, or to edit in:

Versions (3)
Anchorage, Alaska (Place)

Status ^	Language ^	Owner ^	Created ^	
Archived	eng-GB	Administrator User	2015-10-03 00:52	
Archived	eng-GB	Administrator User	2016-04-18 09:29	 
Published	eng-GB	Administrator User	2016-04-18 09:29	

- Visual change to studio toolbar: addition of a Version button and an Options menu

The Options menu allows you to copy the URL of the current Content item, and to send the item to Trash:













- You can now send content to Trash directly from Page mode.









Use the new Options menu to send a Content item to trash. You then need to go to Content mode to view and manage items in Trash.

- When installing, you can now choose Studio with demo content, or a clean installation.

The main meta repository has been split in two: **ezstudio** with clean installer and **ezstudio-demo** with demo content. See the [Updating eZ Studio](#) guide to learn how to select the repository to update to.

















Full list of improvements














Key	Summary	T
EZS-679	Xsd Validation for XML files	
EZS-668	Studio static layout shouldn't have hardcoded base template	
EZS-614	noreply@ez.no is default for notifications	
EZS-612	As an administrator I want to have access to every content in eZ Studio	
EZS-611	Landing Page field type should have default templates for blocks	
EZS-610	As a user I want to have an administrator account in eZ Studio after clean install	
EZS-609	As a user I want to have basic content types in eZ Studio after clean install	
EZS-587	Timeline / Airtime after automating content	
EZS-581	As a user, I want to create a new draft of a published landing page which has open drafts	
EZS-580	As a user, I want to edit a landing page which has no open drafts	

EZS-579	As a user, I want to edit a landing page which has open drafts	
EZS-578	As a user, I want to create and publish a new draft, based on an older archived version	
EZS-577	As a user, I want to view other versions of my content	
EZS-469	As a user, I want to send my content to the trash	
EZS-443	As a User, I want the nav-bar to collapse in order to see more of the Page-mode view	
EZS-408	Increase default upload max image size	
EZS-207	As a user I want to save a draft of my new landing pages or delete the draft	
DEMO-16	As an editor, I want to have 3 siteaccesses by default in the demo	

18 issues

Full list of bugfixes

Key	Summary	T
EZS-749	Versions pop-up form vertical scrollbar cannot be dragged by mouse	
EZS-743	Incorrect block drop animation	
EZS-740	eZ Studio language switcher not working	
EZS-736	Tag block height does not always adjust to preview size	
EZS-735	Schedule blocks are not updating when moving timeline slider when previewing content version	
EZS-734	Block preview moves between pages	
EZS-731	Not able to edit block settings when scrolling down the preview in landing page editor	
EZS-730	Landing Page field type name yml configuration	
EZS-728	Version changes its status when switching previews between different versions	
EZS-727	Versions 'Viewing' label is not refreshed after switching between Edit and View mode	
EZS-725	Page blinks when switching between different pages in Studio demo	
EZS-723	Schedule block preview does not work in view mode	
EZS-720	PHPUnit tests don't work	
EZS-719	Unable to see dragged block while dragging from the blocks sidebar	
EZS-718	Unable to preview published version when selecting one from versions popup	
EZS-717	Errors when opening versions popup with less than 5 items in it	
EZS-713	Contextual toolbar is still underneath the action drawer	
EZS-710	White space when in landing page creator	
EZS-709	Incorrect order of loading js files	
EZS-708	Page height is not set correctly after returning to Page mode	
EZS-700	Loading screen not appearing when blocks are being initialized in landing page editor	
EZS-691	LandingPage field types typehint the content service implementation	
EZS-685	Minor typo in Installation instructions	

EZS-670	Ends up in non-existing url after publishing	
EZS-660	Improvement sorting in Schedule Blocks Overflow	
EZS-659	The dark overlay stays after deleting Tag block	
EZS-656	Empty Schedule block preview is generated with a delay	
EZS-654	Landing Page can not be indexed with Solr bundle	
EZS-649	eZ Studio hangs on log out	
EZS-645	Not able to send a content to review when it was published by other user	
EZS-644	Dynamic layout selection pop-up is not loaded	
EZS-642	eZ Studio Schedule block preview does not work in edit mode	
EZS-638	Schedule block menu does not show	
EZS-637	Editing root location of siteaccess edits wrong object	
EZS-605	landing page frozen	
EZS-584	eZ Studio blocks does not preview javascript	

36 issues

Updating

To update to this version, follow the [Updating eZ Studio guide](#) and use v1.3.0 as `<version>`.