

# eZ Platform v1.7.0 LTS

The v1.7.0 release of eZ Platform and eZ Platform Enterprise Edition is available as of December 15, 2016.

<https://ezplatform.com/Blog/Long-Term-Support-is-Here>

## LTS Info

eZ Platform Enterprise Edition v1.7.0 is the first version of the 2017 Long Term Support ("LTS") release which will be maintained and supported until December 2019.

As of v1.7.0, PHP requirements have been updated to remove PHP 5.5, leaving PHP 5.6 and 7.0 as supported PHP versions.

With the LTS release, the [new product naming](#) takes effect: "eZ Platform" for the Open Source edition, and "eZ Platform Enterprise Edition" for subscribers.

## Installation

[Installation Guide](#)

[Technical Requirements](#)

## Download

### eZ Platform

- [Download at eZPlatform.com](#)

### eZ Platform

### Enterprise

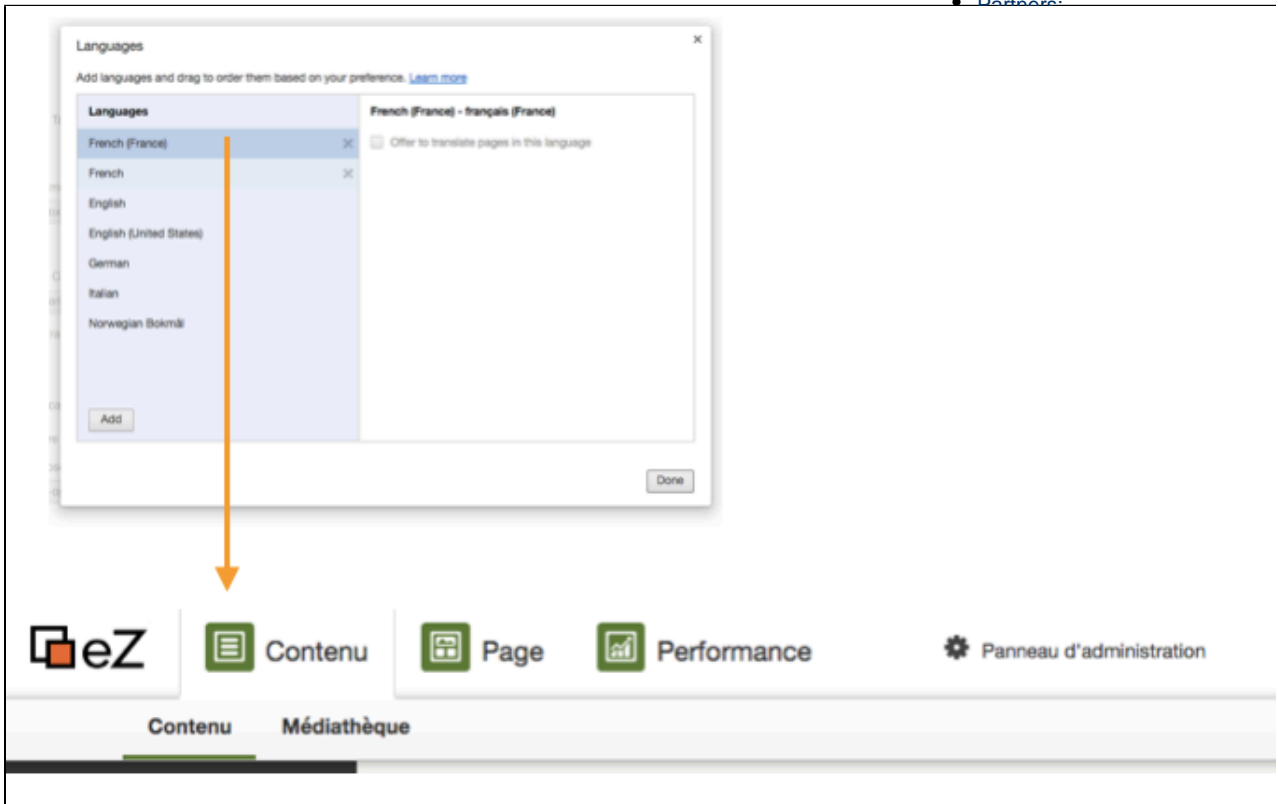
### Edition

- [Customer s: eZ Enterprise subscription \(BUL License\)](#)
- [Partners:](#)

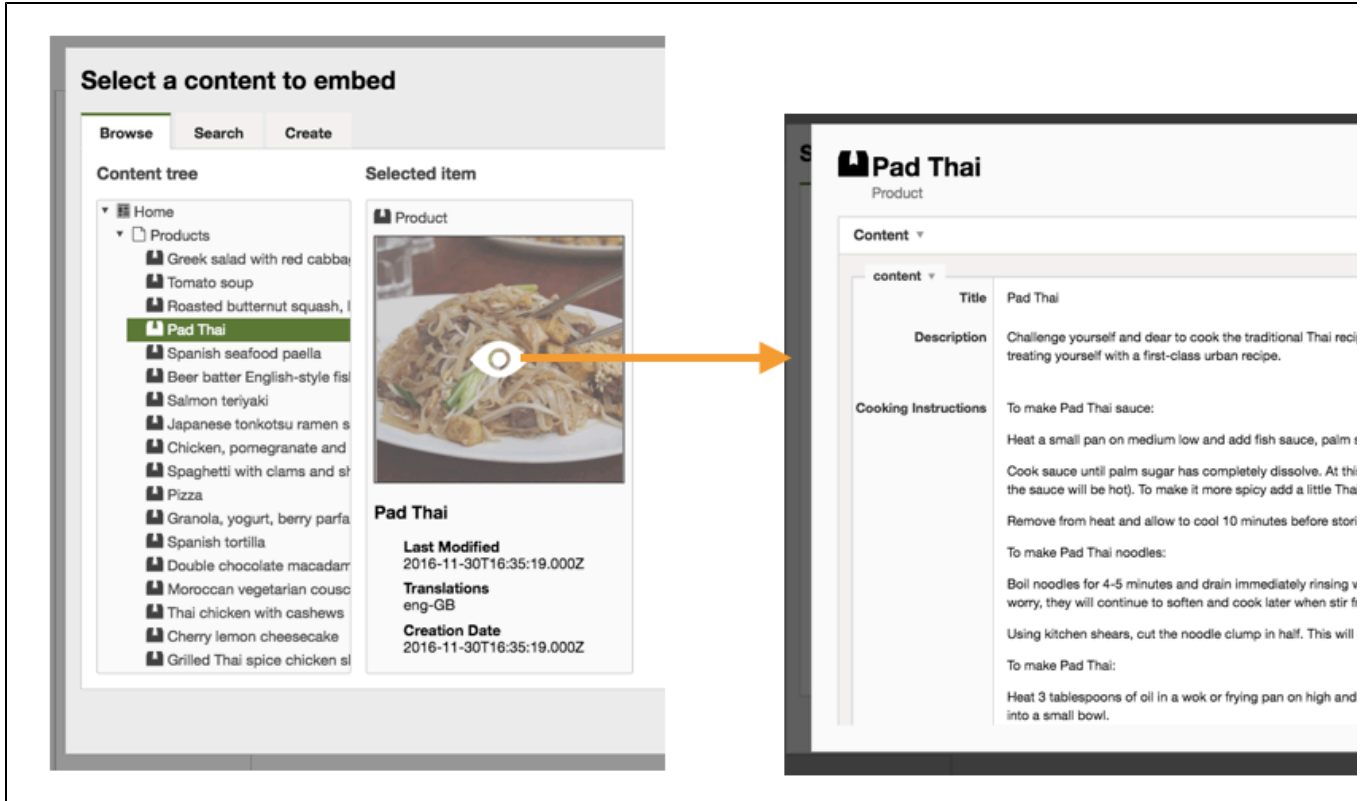
## Notable Changes Since v1.6.0

### eZ Platform (Open Source)

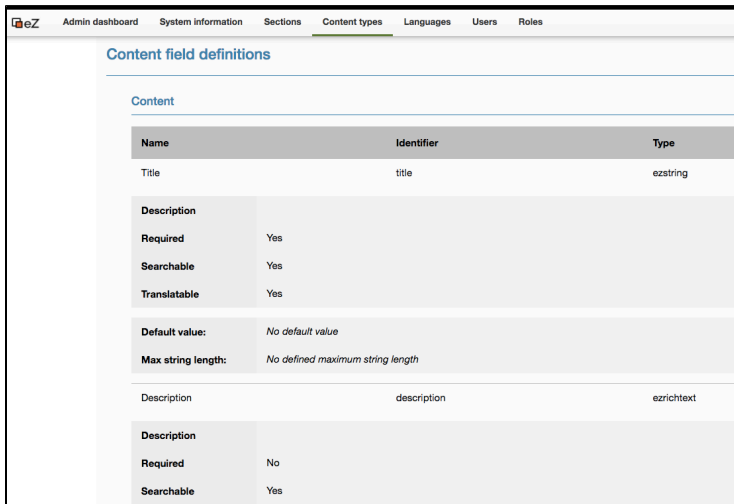
- **i18n! Internationalization of the eZ Platform User Interface** is now possible. The new system selects the language to use based on the browser settings of the end user. The system makes it possible to create translations for eZ Platform UI. Studio internationalization, as well as translations ready to use will be shipped in further releases. Community members are more than welcome to contribute to the translation process.



- **Universal Discovery Widget ("UDW")** provides a range of small improvements. The most noticeable one is the preview of content which is more usable and also provides a way to get a full preview of the content object.



- The Admin Panel now provides a way to get a very clean **digest view of Content Types** configured in the system, with the ability to clearly get access to properties and field definitions.



- The online editor also brings a range of improvements that improve the editorial experience. The most noticeable one is to offer the possibility to switch from Headings to Paragraph styles for the same element.

### Notable technical improvements:

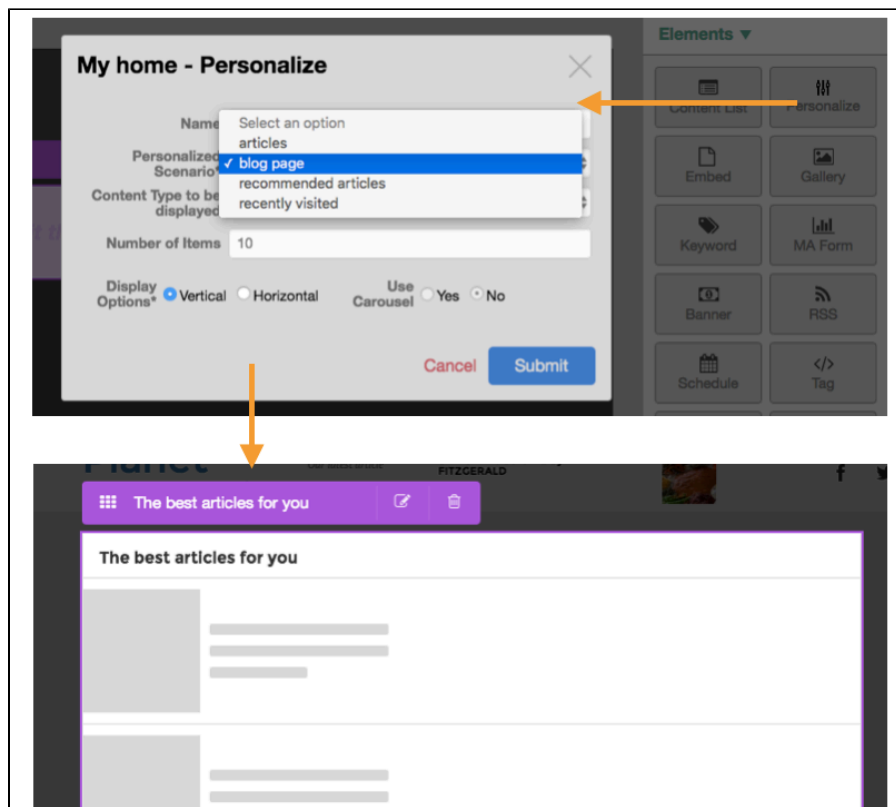
- Search:
  - Solr Search Engine: Plugins, extend the Solr index with custom data on Content, Translation and Location block level ([EZP-26368](#))
    - For when you need to extend the index with additional data not applicable for FieldType custom fields feature
    - [See Solr Bundle documentation for more info](#)
  - Solr Search Engine: Support for FieldRelation on location search ([EZP-26756](#))

- Legacy Search Engine: Improve word boundaries detection (EZP-26499)
- ezplatform:reindex added, a generic command for reindexing search index on the SiteAccess configured search engine (EZP-26098)
- Extensibility:
  - QueryType's now support using alias when being used as service so you can define several services with same QueryType class (EZP-26628)
    - Example: Generic location child QueryType being reused several times for specific services for article or blog post listings
- API:
  - New method: Location->getSortClauses() to get sort clauses based on what kind of sorting has been set on the Location (EZP-26528)
  - Add Content Version archives limit by configuration & enforce on publish (EZP-23281)
- Debug:
  - ez-support-tools:dump-info command now able to dump system info in several formats, and default is now json (EZP-26549)
    - Making it more useful for attaching system info when reporting issues
  - Add SiteAccess collector to debug toolbar (EZP-26375)
  - Make IO exceptions more user friendly (EZP-26683)
  - Make it possible to retrieve original exception when repo->commit() fails (EZP-26407)

For more fixes and improvements scroll down for full change log.

## eZ Platform Enterprise Edition (with Studio)

- You can now use our eZ Personalization service to create highly personalized landing pages. The Studio **Personalization Block** available out of the box lets the editor simply create a block that will render a list of content items personalized to each and every visitor. The interface lets the editor decide which of the Personalization scenarios configured in the eZ Personalization back end should be used, as well as the template to be used for rendering.



- You can now take advantage of the **Date-Based Publishing** feature – when editing a draft, instead of publishing the content immediately you can select the date and time at which it will be automatically published. All your content scheduled to be published are

accessible in a dedicated widget on the dashboard.


- Create forms in your Landing Page using the **Form Builder**. A special Form Block allows you to add forms with different types of fields to the Landing Page. This system has been designed to be extended, so that you can create your own form fields. The system also provide an interface to access the data that has been collected, and download it as CSV files.

Submitted results can be previewed in the UI or downloaded in a CSV file, and a designated person will be notified of submissions by email.

- Additional release notes coming!


## Updated Demo Sites

The Enterprise demo site has been significantly improved featuring a new **Product Content Type** that is used to show products in the Tasteful Planet demo. The product we used are meals that, in a non-demo ideal world, would be available to order and consume. This ordering part is not in the demo, nevertheless, the content looks really yummy... Other improvements includes the good setup of all content type field categories and the demonstration of basic SEO field types. Demo content itself has also been upgraded with more content to better demonstrate the capabilities.



### Beer batter English-style fish and chips

The real British fish and chips recipe consist of a high-quality cod fish deep-fried. Don't forget to add a generous base layer of french fries, and add the smashed green peas as well as a homemade tartar sauce.

\$ 20.00  8 servings

[+ Add](#)

**Dietary restrictions**

Egg  Gluten

---

#### Ingredients

4 large potatoes, peeled and cut into strips.  
1 cup all-purpose flour  
1 egg, beaten  
1 quart vegetable oil for frying  
1 1/2 pounds cod fillets  
1 teaspoon baking powder  
2 teaspoon salt  
1 teaspoon ground black pepper  
1 (12 fluid ounce) can or bottle beer

Tartar sauce:  
1 cup of mayonnaise  
1 tablespoon sweet pickle relish  
1 tablespoon minced onion  
2 tablespoons lemon juice  
Salt and pepper to taste

---

#### Cooking instructions

Heat oil in a deep fryer to 365 degrees F (185 degrees C). Rinse fish, pat dry, and season with salt and pepper.

Combine flour, 2 teaspoons salt, and 2 teaspoons pepper. Stir egg into dry ingredients. Gradually mix in beer until a thin batter is formed. You should be able to see the fish through the batter after it has been dipped.

Dip fish fillets into the batter, then drop one at a time into hot oil. Fry fish, turning once, until both sides are golden brown. Drain on paper towels, and serve warm.

Make the fries:  
Place potatoes in a medium-size bowl of cold water. Preheat the oil in a large pot or electric skillet to 350 degrees F (175 degrees C). Fry the potatoes in the hot oil until they are tender. Drain them on paper towels. Fry the potatoes again for 1 to 2 minutes for added crispness.

Make the mushy peas:  
Bring a shallow pot of lightly salted water to the boil over medium high heat. Add frozen peas, and cook for 3 minutes, or until tender. Drain peas, and transfer to a

Full list of new features, improvements and bug fixes since v1.6.0:

eZ Platform	eZ Enterprise
List of changes for final of eZ Platform v1.7.0 on GitHub	List of changes for final for eZ Platform Enterprise Edition v1.7.0 on GitHub

List of changes for rc1 of eZ Platform v1.7.0 on GitHub	List of changes for rc1 for eZ Studio v1.7.0 on GitHub
List of changes for beta1 of eZ Platform v1.7.0 on Github	List of changes for beta1 of eZ Studio v1.7.0 on Github